

Números 10 en 10

Instrucciones del Juego

Game Instructions

1. **Imprime las páginas 1 y 2 en papeles gruesos.**

Print pages 1 and 2 on thick sheets of paper.

2. **En la pagina 1, escribe la palabra que corresponde en cada cuadrante de acuerdo a la suma de las moneditas de 10.**

On page 1, write the word of the number that corresponds to the sum of the 10-point tokens in each of the rectangles.

3. **Corta sobre la linea hasta obtener 10 cartas.**

Cut the paper over the lines in order to obtain 10 cards.

4. **En la pagina 2, escribe los números de 10 en 10 hasta 100 (Escribe cada número de un color diferente). Luego, corta sobre las lineas hasta obtener 10 cartas.**

On page 2, count from 10 to 100 in tens and write the numbers down on each of the rectangles (Write each number with a different color). Then, cut the paper over the lines, obtaining 10 cards.

5. **Separa las cartas con palabras de las cartas con dígitos y ponlas todas boca abajo.**

Separate all the number cards from the word cards and turn them over.

6. **¡Juega!**

Play!

Game: Flip two cards and

SAY OUT LOUD THE NUMBER AND THE COLOR THAT YOU GOT.

If the cards match (Example: 10-“Diez”), you get to flip two more. If they don't match, place them upside down again. Keep playing until you find all the matches.

Diez



V



T




Cuarenta




C




S



Setenta



O



N



Cien



10